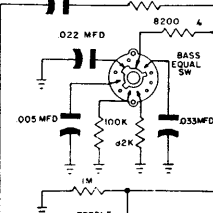
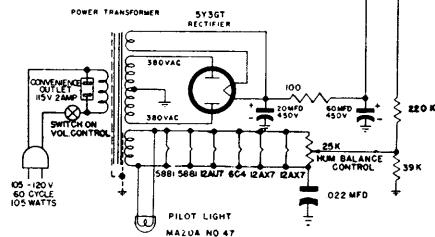
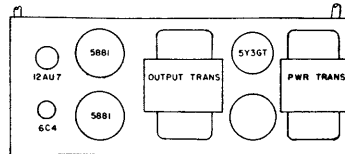
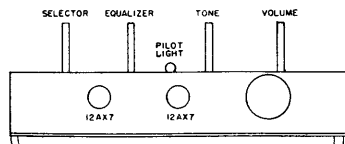


SELECTOR SW POSITIONS
ROTATING CW
1-RADIO (AS SHOWN)
2-TAPE
3-AUXILIARY



BASS EQUALIZER POSITIONS
ROTATING CW
1-800 CPS (AS SHOWN)
2-NAB
3-AES
4-LP
5-RIAA

TREBLE EQUALIZER POSITIONS
ROTATING CW
1-RIAA (AS SHOWN)
2-20db
3-16db
4-8db
5-0db



Pilot AA-420